



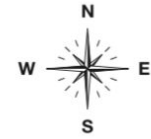


OPOUTERE

COASTAL CAMPING

• NEW ZEALAND •

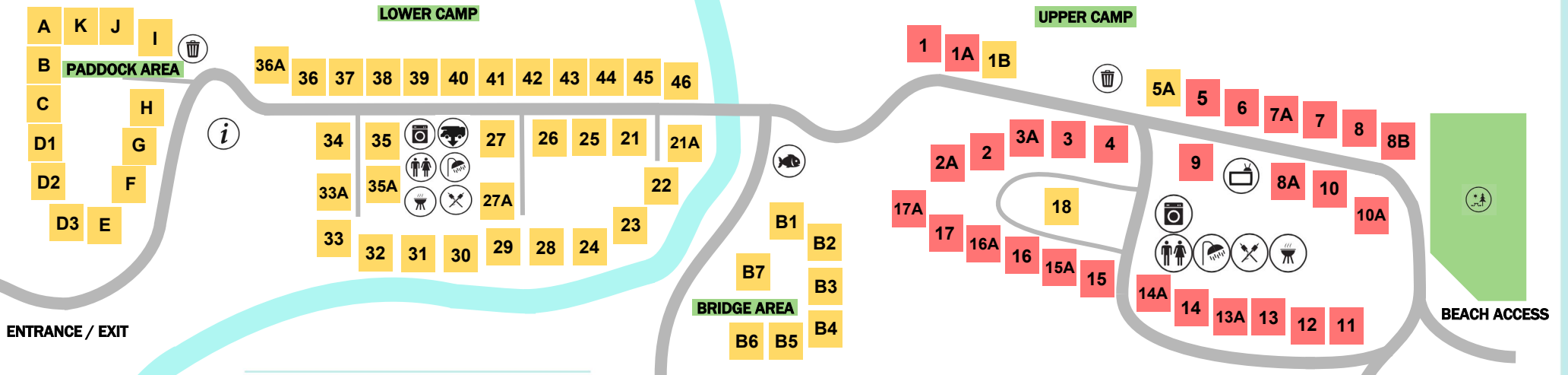
-  opouterebeach.co.nz
-  info@opouterebeach.co.nz
-  [opouterecoastalcamping](#)
-  07 865 9152



ONUKUHOU STREAM









LOWER CAMP

UPPER CAMP



ENTRANCE / EXIT

BEACH ACCESS

- | | | | |
|---|----------------|---|-------------|
|  | ROAD |  | TOILETS |
|  | POWER SITE |  | SHOWERS |
|  | NON POWER SITE |  | KITCHEN |
|  | OFFICE |  | LAUNDRY |
|  | RUBBISH BINS |  | BARBECUES |
|  | DUMP STATION |  | TV ROOM |
|  | FISH CLEANING |  | PICNIC AREA |

STAFF ONLY

STAFF ONLY



COMPLETE FIRE BAN
CAMP & BEACH

MAP IS INDICATIVE ONLY - NOT TO SCALE

WHANGAMATA

